

DATA SHEET: CKRF7512CK24

12GHz Super Low Noise FET in Hollow Plastic PKG



Features :


- Super Low noise figure and high associated gain
NF=0.30dB TYP., $G_a=13.7$ dB TYP.
@VDS=2V, ID=10mA, f=12GHz

Description :

- Super Low Noise and High Gain
- Hollow (Air cavity) Plastic package

Applications :

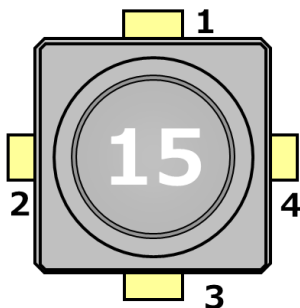
- DBS LNB gain-stage, Mix-stage
- Low noise amplifier for microwave communication system



Package :

- Micro-X plastic package

PIN Configuration :



PIN No.	PIN Name
1	Source
2	Drain
3	Source
4	Gate

Ordering Information :

Part Number	Order Number	Package	Marking	Supplying Form
CKRF7512CK24-C1-J	CKRF7512CK24-C1-J	Micro-X plastic package	15	<ul style="list-style-type: none">• Embossed 8 mm wide• Pin 4 (Gate) faces the perforation side of the tape• Qty 10Kpce/reel

DATA SHEET: CKRF7512CK24



12GHz Super Low Noise FET in Hollow Plastic PKG

Absolute Maximum Ratings :

(TA=+25°C, unless otherwise specified)

Parameter	Symbol	Rating	Unit
Drain to Source Voltage	VDS	4.0	V
Gate to Source Voltage	VGS	-3.0	V
Drain Current	ID	IDSS	mA
Gate Current	IG	80	μA
Total Power Dissipation	Ptot	125	mW
Channel Temperature	Tch	+150	°C
Storage Temperature	Tstg	-55 to +125	°C
Operation temperature	Top	-55 to +125 *1	°C

*1 : Relationship of Ambient Temperature and Total Power Dissipation, please refer to the Page 3

Recommended Operating Range :

(TA=+25°C, unless otherwise specified)

Parameter	Symbol	MIN.	TYP.	MAX.	Unit
Drain to Source Voltage	VDS	+1	+2	+3	V
Drain Current	ID	5	10	15	mA

Electrical Characteristics :

(TA=+25°C, unless otherwise specified)

Parameter	Symbol	Condition	MIN.	TYP.	MAX.	Unit
Gate to Source Leak Current	IGSO	VGS=-3.0V	-	0.4	10	μA
Saturated Drain Current	IDSS	VDS=2V, VGS=0V	27	47.5	68	mA
Gate to Source Cut-off Voltage	VGS(off)	VDS=2V, ID=120μA	-1.10	-0.75	-0.39	V
Transconductance	Gm	VDS=2V, ID=10mA	54	69	-	mS
Noise Figure	NF	VDS=2V, ID=10mA, f=12GHz	-	0.30	0.50	dB
Associated Gain	Ga		12.5	13.7	-	dB

DATA SHEET: CKRF7512CK24

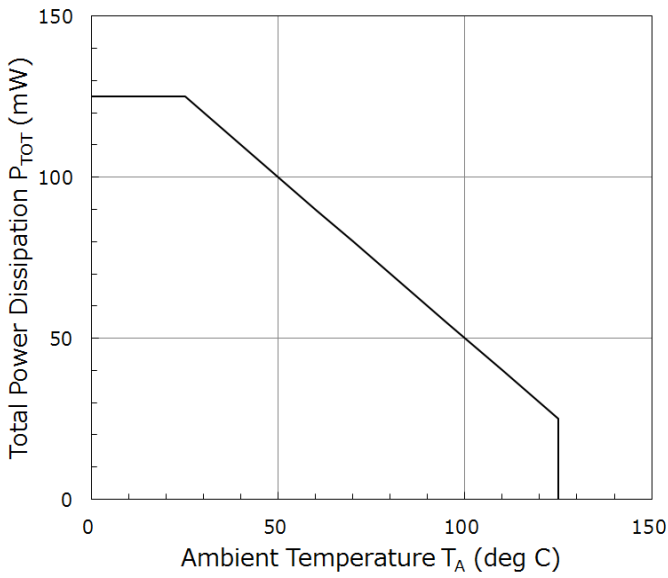


12GHz Super Low Noise FET in Hollow Plastic PKG

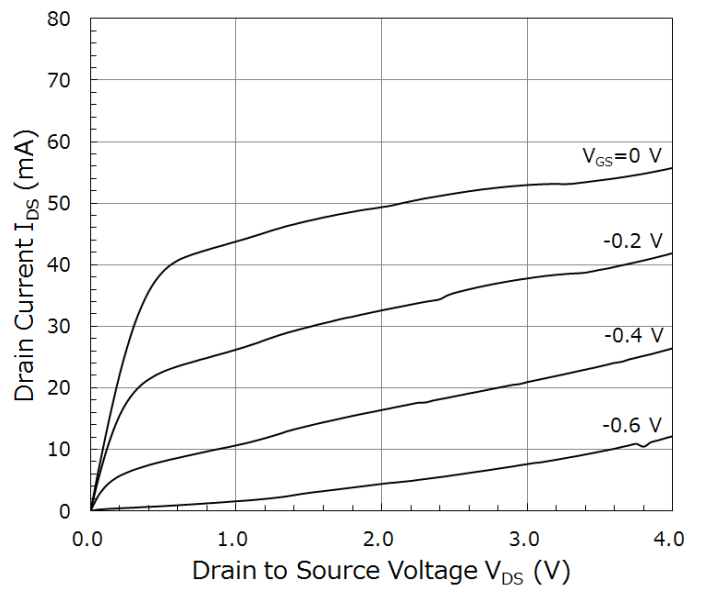
Typical Characteristics :

(TA=+25°C, unless otherwise specified)

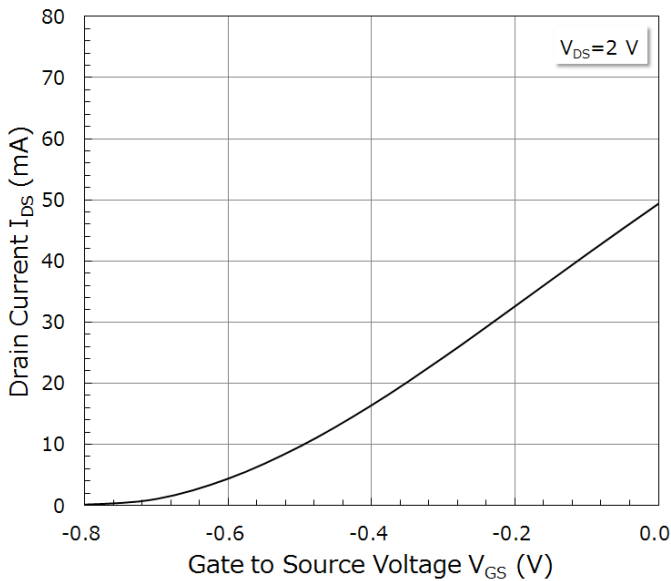
TOTAL POWER DISSIPATION vs. AMBIENT TEMPERATURE



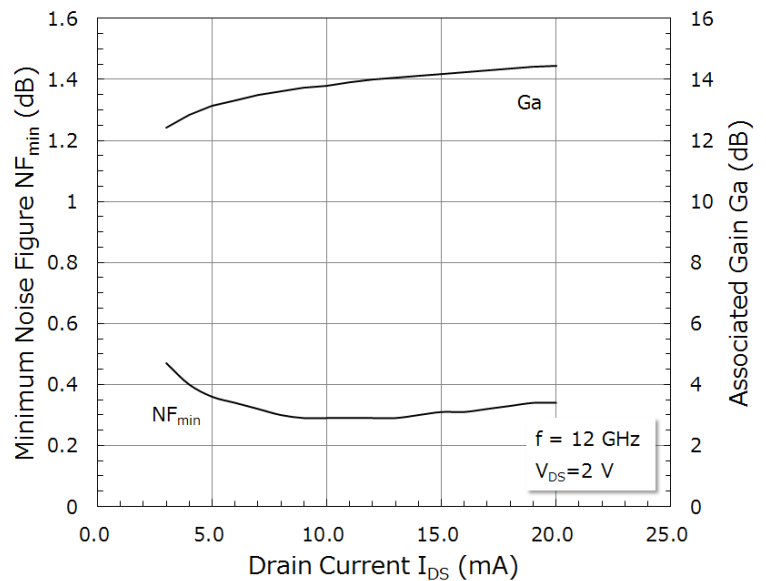
DRAIN CURRENT vs. DRAIN TO SOURCE VOLTAGE



DRAIN CURRENT vs. GATE TO SOURCE VOLTAGE



MINIMUM NOISE FIGURE & ASSOCIATED GAIN vs. DRAIN CURRENT



DATA SHEET: CKRF7512CK24



12GHz Super Low Noise FET in Hollow Plastic PKG

S-Parameters :

S-parameters/Noise parameters are provided on the CDK Web site.

[Original Products] → [Low Noise GaAsFET] → [Device Parameters]

URL <http://www.en.cdk.co.jp/products/highfrequency/rf/>

RF Measuring Layout Pattern :

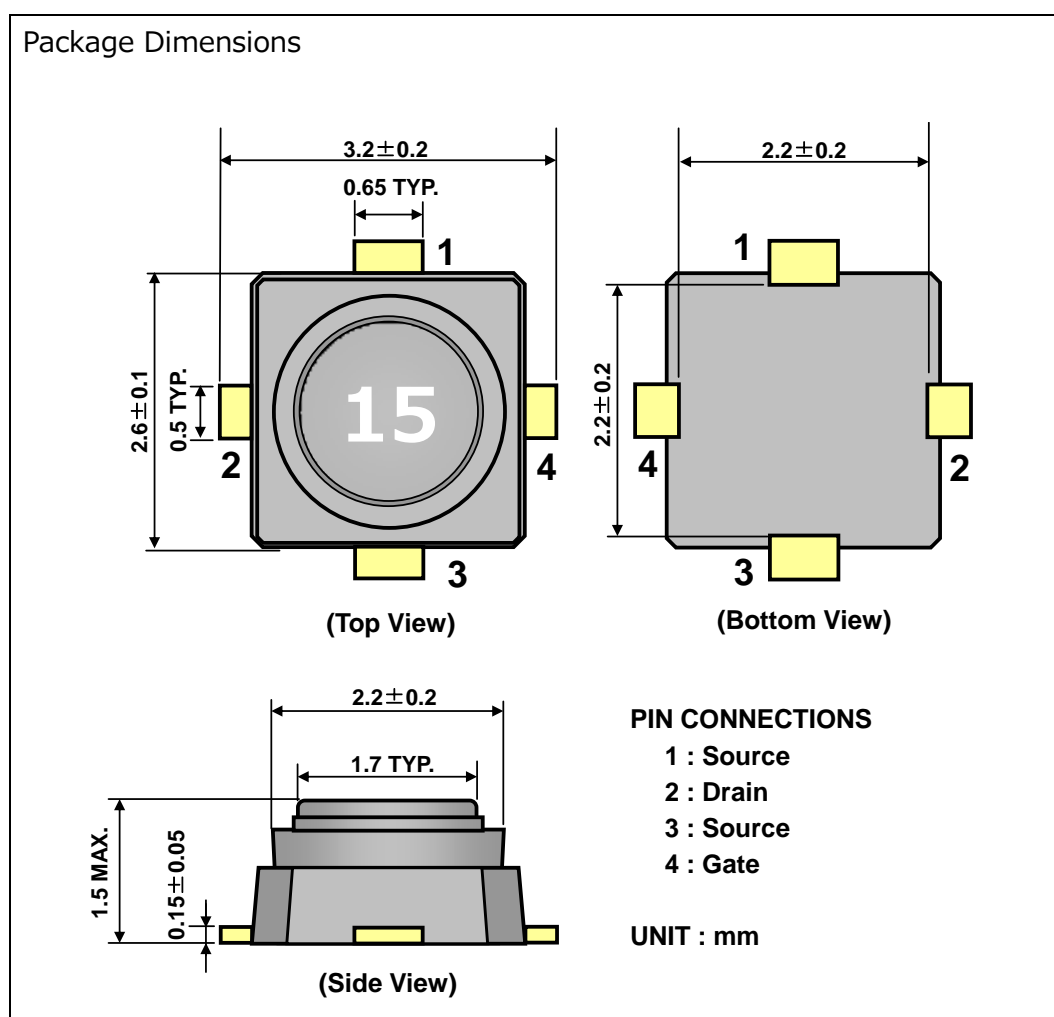
RF Measuring Layout Patterns are provided on the CDK Web site.

[Original Products] → [Low Noise GaAsFET] → [Design Support] →

[Evaluation Board Information]

URL <http://www.en.cdk.co.jp/products/highfrequency/rf/designsupport/index.html>

Package Dimensions :



DATA SHEET: CKRF7512CK24

12GHz Super Low Noise FET in Hollow Plastic PKG



Recommended Soldering Conditions :

Recommended Soldering Conditions are provided on the CDK Web site.

[Original Products] → [Low Noise GaAsFET] → [Design Support] → [others]

URL <http://www.en.cdk.co.jp/products/highfrequency/rf/designsupport/index.html>

DATA SHEET: CKRF7512CK24

12GHz Super Low Noise FET in Hollow Plastic PKG



[CAUTION]

- All information included in this document is current as of the date this document is issued. Such information, however, is subject to change without any prior notice.
- You should not alter, modify, copy, or otherwise misappropriate any CDK product, whether in whole or in part.
- CDK does not assume any liability for infringement of patents, copyrights, or other intellectual property rights of third parties by or arising from the use of CDK products or technical information described in this document. No license, express, implied or otherwise, is granted hereby under any patents, copyrights or other intellectual property rights of CDK or others.
- Descriptions of circuits, software and other related information in this document are provided only to illustrate the operation of semiconductor products and application examples. You are fully responsible for the incorporation of these circuits, software, and information in the design of your equipment. CDK assumes no responsibility for any losses incurred by you or third parties arising from the use of these circuits, software, or information.
- CDK has used reasonable care in preparing the information included in this document, but CDK does not warrant that such information is error free. CDK assumes no liability whatsoever for any damages incurred by you resulting from errors in or omissions from the information included herein.
- Although CDK endeavors to improve the quality and reliability of its products, semiconductor products have specific characteristics such as the occurrence of failure at a certain rate and malfunctions under certain use conditions. Please be sure to implement safety measures to guard them against the possibility of physical injury, and injury or damage caused by fire in the event of the failure of a CDK product, such as safety design for hardware and software including but not limited to redundancy, fire control and malfunction prevention, appropriate treatment for aging degradation or any other appropriate measures
Because the evaluation of microcomputer software alone is very difficult, please evaluate the safety of the final products or system manufactured by you.
- Please use CDK products in compliance with all applicable laws and regulations that regulate the inclusion or use of controlled substances, including without limitation, the EU RoHS Directive.
CDK assumes no liability for damages or losses occurring as a result of your noncompliance with applicable laws and regulations.
- This document may not be reproduced or duplicated, in any form, in whole or in part, without prior written consent of CDK.
- Please contact a CDK if you have any questions regarding the information contained in this document or CDK products, or if you have any other inquiries.

DATA SHEET: CKRF7512CK24

12GHz Super Low Noise FET in Hollow Plastic PKG



[Caution in the gallium arsenide (GaAs) product handling]

This product uses gallium arsenide (GaAs) of the toxic substance appointed in laws and ordinances. GaAs vapor and powder are hazardous to human health if inhaled or ingested.

- Do not dispose in fire or break up this product.
- Do not chemically make gas or powder with this product.
- When discard this product, please obey the law of your country.
- Do not lick the product or in any way allow it to enter the mouth.

[CAUTION]

Although this device is designed to be as robust as possible, ESD (Electrostatic Discharge) can damage this device. This device must be protected at all times from ESD. Static charges may easily produce potentials of several kilovolts on the human body or equipment, which can discharge without detection. Industry-standard ESD precautions should be used at all times.

CHUO DENSHI KOGYO CO., LTD
3400 Kooyama, Matsubase, Uki-City,
Kumamoto 869-0512, Japan
Tel : +81-964-32-2730
Fax : +81-964-32-3549
URL : <http://www.en.cdk.co.jp/>

Contact info for inquiries
Electronic Devices Division Sales and Planning Department
Tel : +81-964-32-2750
E-mail : info@cdk.co.jp
FAX : +81-964-32-3549
